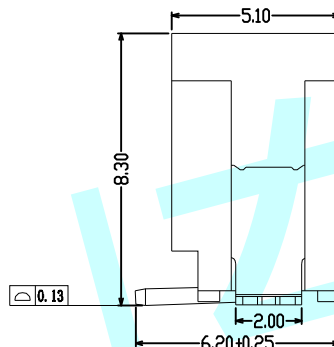
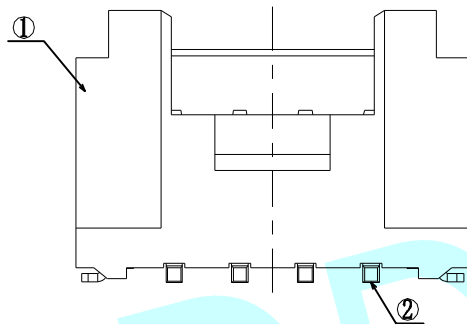
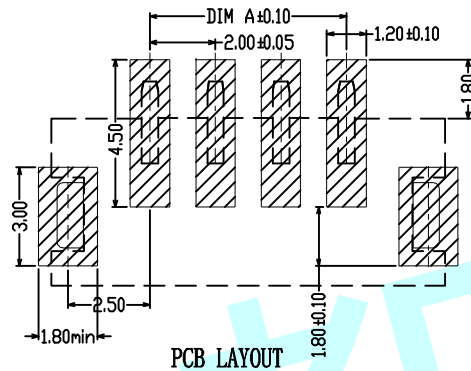
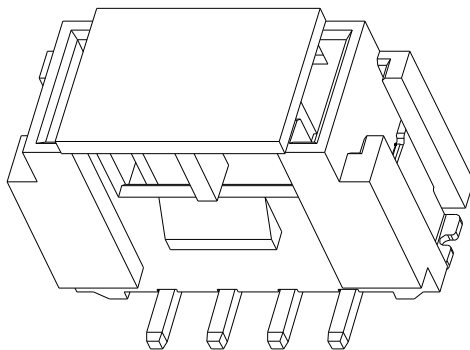
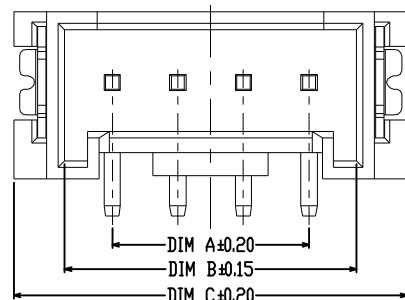
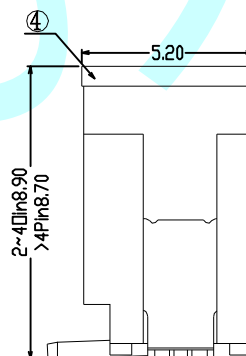
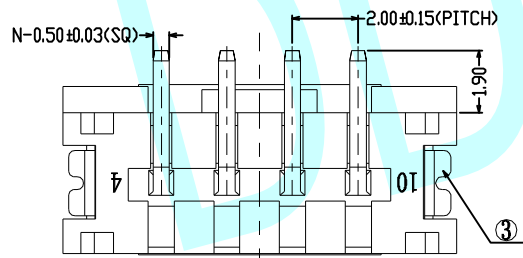


ROHS

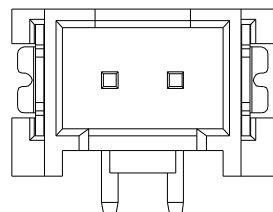


NOTES:

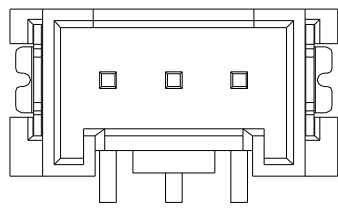
1. 塑件表面应光洁, 无毛边, 无明显收缩, 缺陷, 裂纹等现象。
2. 额定电压: AC 200V
3. 接触电阻: $\leq 55\text{m}\Omega$ (Initial) per contact, $\leq 25\text{m}\Omega$ change allowed
4. 绝缘电阻: $\geq 1000\text{M}\Omega$
5. 温度范围: $-40^\circ\text{C} \sim +85^\circ\text{C}$



WITH COVER



2 PIN结构样式
(Structural style)



3 PIN结构样式
(Structural style)

序号	名称	材质
①	2.00 F型立式2代WTB胶芯 2.00 Pin S/T Wire to Board Housing(H=8.30)	LCP UL94V-0 本色 Natural
②	2.00 F型立式2代WTB端子 2.00 Pin R/A Wire to Board Terminal(H=5.20)	铜合金/表面镀锡 Copper Alloy/ Tin Plating
③	2.00 F型立式2代WTB焊片 2.00 Pin S/T Wire to Board Fitting Nail(H=8.30)	铜合金/表面镀锡 Copper Alloy/ Tin Plating
④	2.00 F型立式2代WTB吸盖 2.00 Pin S/T Wire to Board Cover(H=8.30)	LCP UL94V-0 本色 Natural

20	38.00	40.90	44.00
19	36.00	38.90	42.00
18	34.00	36.90	40.00
17	32.00	34.90	38.00
16	30.00	32.90	36.00
15	28.00	30.90	34.00
14	26.00	28.90	32.00
13	24.00	26.90	30.00
12	22.00	24.90	28.00
11	20.00	22.90	26.00
10	18.00	20.90	24.00
9	16.00	18.90	22.00
8	14.00	16.90	20.00
7	12.00	14.90	18.00
6	10.00	12.90	16.00
5	8.00	10.90	14.00
4	6.00	8.90	14.00
3	4.00	6.90	10.00
2	2.00	4.90	8.00
CKT	DIM A	DIM B	DIM C

APPROVALS		DATE	http://www.dongdudz.com	
DRAW:	ZRD	2017-12-6	TOLERANCE:	ANGLE:
CHECKED:	***	****	30 \geq	± 0.30
APPOVALS:	***	****	10 $^{\circ}$ 30	± 0.20
			5 $^{\circ}$ 10	± 0.15
			≤ 5	± 0.10



MODEL:	Connector	
PART NO:	HY-2.0-nP-LT	
UNIT :mm	SCALE:1:1	
REV:	A	PAGE:1/1