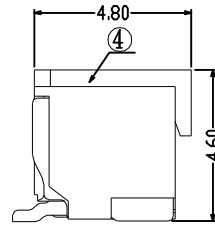
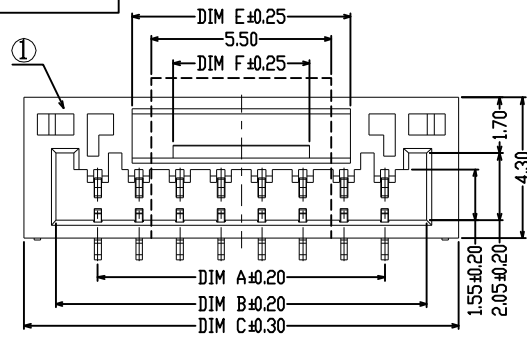
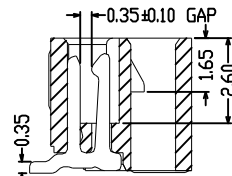


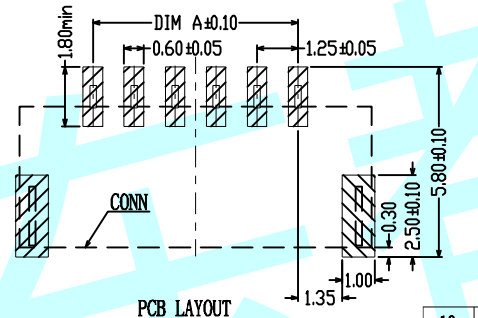
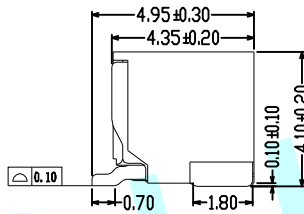
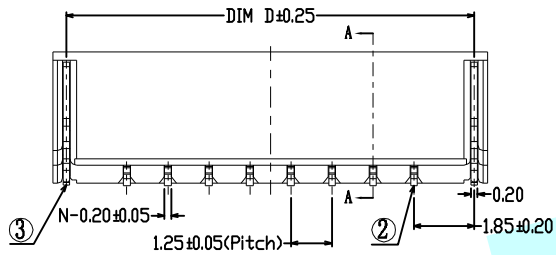
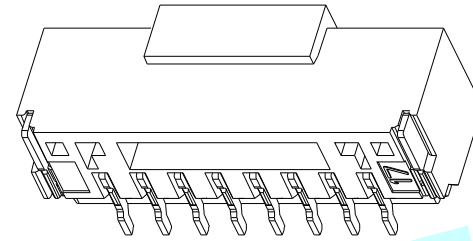
# ROHS



WITH COVER



SECTION A-A

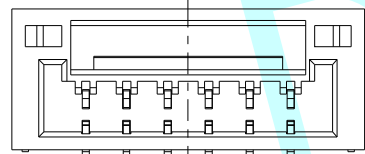


PCB LAYOUT

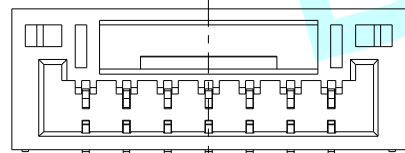
**NOTES:**

1. 塑件表面应光洁, 无毛边, 无明显收缩, 缺陷, 裂纹等现象。
2. 工作温度:  $-25^{\circ}\text{C} \sim +85^{\circ}\text{C}$
3. 额定值: AC/DC 50V
4. 额定电流: AC, DC 1A
5. 接触电阻:  $20\text{m}\Omega$  max
6. 绝缘电阻:  $1000\text{M}\Omega$  min

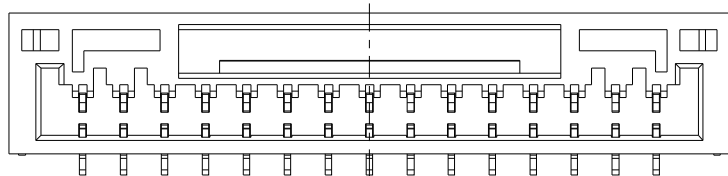
16	18.75	21.30	23.25	22.45	11.65	9.15
15	17.50	20.05	22.00	21.20	11.65	9.15
14	16.25	18.80	20.75	19.95	11.65	9.15
13	15.00	17.55	19.50	18.70	12.90	10.40
12	13.75	16.30	18.25	17.45	11.65	9.15
11	12.50	15.05	17.00	16.20	10.40	7.90
10	11.25	13.80	15.75	14.95	9.15	6.65
9	10.00	12.55	14.50	13.70	7.90	5.40
8	8.75	11.30	13.25	12.45	6.65	4.15
7	7.50	10.05	12.00	11.20	6.65	4.15
6	6.25	8.80	10.75	9.95	7.15	5.75
5	5.00	7.55	9.50	8.70	5.90	4.50
4	3.75	6.30	8.25	7.45	4.65	3.25
3	2.50	5.05	7.00	6.20	3.40	2.00
2	1.25	3.80	5.75	4.95	2.15	0.75
CKT	DIM A	DIM B	DIM C	DIM D	DIM E	DIM F



2~6Pin



7Pin



14~16Pin

APPROVALS		DATE	http://www.dongdudz.com	
DRAW:	ZRD	2017-12-6	TOLERANCE:	ANGLE:
CHECKED:	***	****	30≥ ±0.30	±2°
APPOVALS:	***	****	10~30 ±0.20	
			5~10 ±0.15	
			≤5 ±0.10	
		<b>东都电子</b> DONGDU ELECTRONICS		
MODBL:	Connector			
PART NO:	DDU-GHnP			
UNIT :mm	SCALE: 1:1			
REV:	A	PAGE: 1/1		